


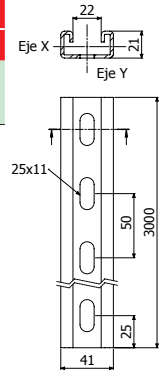


P41 41X21




L = 3 m (10 ft)

	e		A		Wx		Wy		GS		GC	
	mm	cm ²	in ²	cm ³	in ³	cm ³	in ³	REF.	kg/m	REF.	kg/m	
41X21X1,5	1,5	1,44	0,22	0,79	0,04	1,86	0,11	2/6366	1,26			
41X21X2,5	2,5	2,14	0,33	1,08	0,06	2,73	0,16	2/0235	1,71	2/0236	1,80	

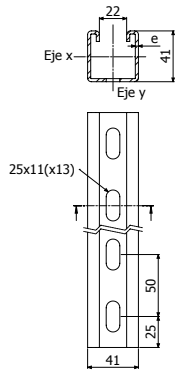


P41 41X41




L = 3 m (10 ft)

	e		A		Wx		Wy		GS		GC		i304		i316	
	mm	cm ²	in ²	cm ³	in ³	cm ³	in ³	REF.	kg/m	REF.	kg/m	REF.	kg/ud	REF.	kg/ud	
41X41X1,5	1,5	1,95	0,30	2,09	0,12	2,92	0,17	2/6365	1,67			2/18079	1,67	2/18440	1,67	
41X41X2,5	2,5	3,13	0,48	3,16	0,19	4,54	0,27	2/0233	2,53	2/0234	2,66	-	-	-	-	
41X41X2,5 D13	2,5	3,13	0,48	3,16	0,19	4,54	0,27	2/7388	2,53			-	-	-	-	
P41 41X41X2	2	2,63	0,40	2,81	0,17	3,81	0,23					2/18080	2,02	2/18441	2,02	



P41-3S 41X41X2



L = 3 m (10 ft)

	e		A		Wx		Wy		GS		GC	
	mm	cm ²	in ²	cm ³	in ³	cm ³	in ³	REF.	kg/m	REF.	kg/m	
41X41X2-3S	2	2,20	0,34	2,27	0,14	3,08	0,19	2/17313	2,02	2/17312	2,217	

